

NeuraliaFX™

How to get started on
the NeuraliaFX™ investment platform

Funds managed by



Version 09.09.2025

All rights reserved - Greg COREMAN

Read carefully

Disclaimer

This document guides you through the registration process for the NeuraliaFX fund via the PAMM Investor system offered by the broker Vantage. It does not in any way constitute investment advice.

Investing in financial markets carries risks, including partial or total loss of capital. Although NeuraliaFX™ uses proven strategies and active risk management, it cannot guarantee returns or capital preservation.

The investor is advised to consult a financial or tax advisor if in doubt. This product is not suitable for all investor profiles. The manager only receives compensation in the event of net profit, according to the model indicated below. All investment decisions are the sole responsibility of the investor.

The manager acts in full transparency and does not directly hold the investor's funds, which are hosted with the regulated broker Vantage. For any other questions related to the use of the broker's platform, please contact Vantage support.

The information contained in this document is provided for information purposes only. While every effort has been made to ensure accuracy, no responsibility can be accepted for any loss resulting from reliance on this document.

Table of Contents

Click on a chapter in the table of contents to follow the link. By clicking the arrow at the bottom right, you can return to the table of contents.

1. Presentation of NeuraliaFX™
2. Why the PAMM model?
3. Open an account with Vantage
4. Deposit funds
5. Invest in NeuraliaFX™ PAMM
6. Monitoring and withdrawing funds

[Links](#)

1. NeuraliaFX™ - Presentation

NeuraliaFX™ mainly trades Forex pairs. The strategy is based on mean reversion, breakout, and trend continuation.

The strategy integrates all parameters for fully automated trade management. Anyone can easily access the NeuraliaFX™ strategy through the collective investment fund (PAMM Investor) of the regulated broker Vantage.

Summary

Performance Overview



Monthly profitability

- 5 - 10% gross
- Profit sharing 20%

Expected average monthly return.



Min. capital required

- €500 (initial deposit)
- €500 (subsequent deposit)



Broker

- Vantage Markets



Deposits and Withdrawals

- No withdrawal limits
- Deposit by bank transfer, credit card, or crypto
- Decreasing Withdrawal Fees

Key Points – Summary

- No license or subscription fees
- Capital available at any time
- Open orders visible
- Regulated and reliable broker (Vantage)
- Segregated funds
- Insurance up to \$1,000,000 per account

To remember

- Profit sharing 80/20
- Profit sharing charged at the end of the week
- Returns not guaranteed
- Medium-risk strategy



Open an account with Vantage



Current results - myfxbook



2. Why the PAMM model

The PAMM (collective investment fund) model allows several investors to be grouped into a single, centrally managed master account. Each investor retains ownership of their share in the pooled account, proportional to their contribution.

- ✓ No subscription required
- ✓ Capital available at all times
- ✓ Automatic management, with no manual action required
- ✓ Profitability aligned with results: the manager only wins if you win
- ✓ Separate and protected funds



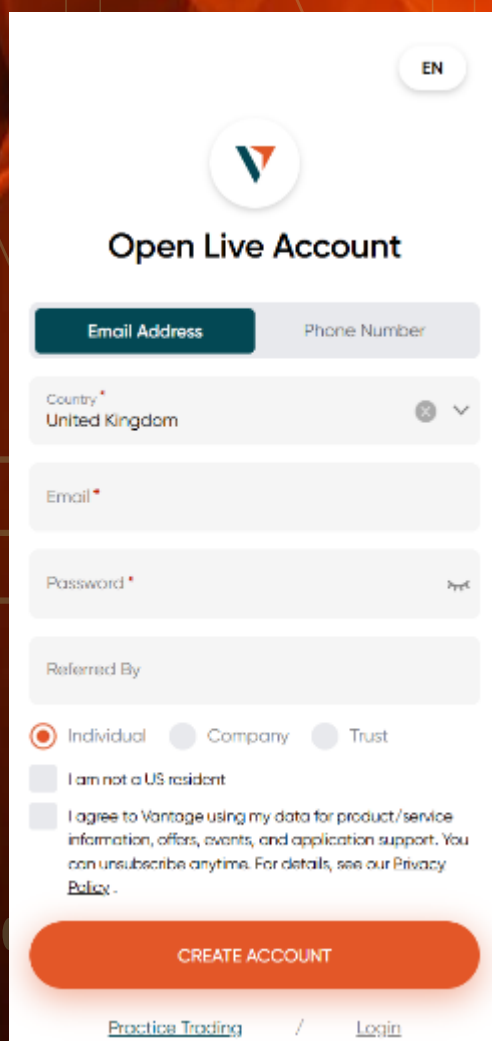
 [Open an account with Vantage](#)



3. Open an account with Vantage

- Click the link below to access Vantage.
- Choose your country of residence, enter your email address, and click "Get Code." Enter the code you received by email. If you haven't received it, check your spam folder.
- Then fill out the form with your contact information as shown in the example below, check all the boxes, and click "Create Account."
- You can leave the "Recommender" field blank. Otherwise, enter the code "IB 9272."
- Complete the process by filling out the personal information form. Click "Next."

Open an account with Vantage



EN

Open Live Account

Email Address Phone Number

Country*
United Kingdom

Email*

Password*

Referred By

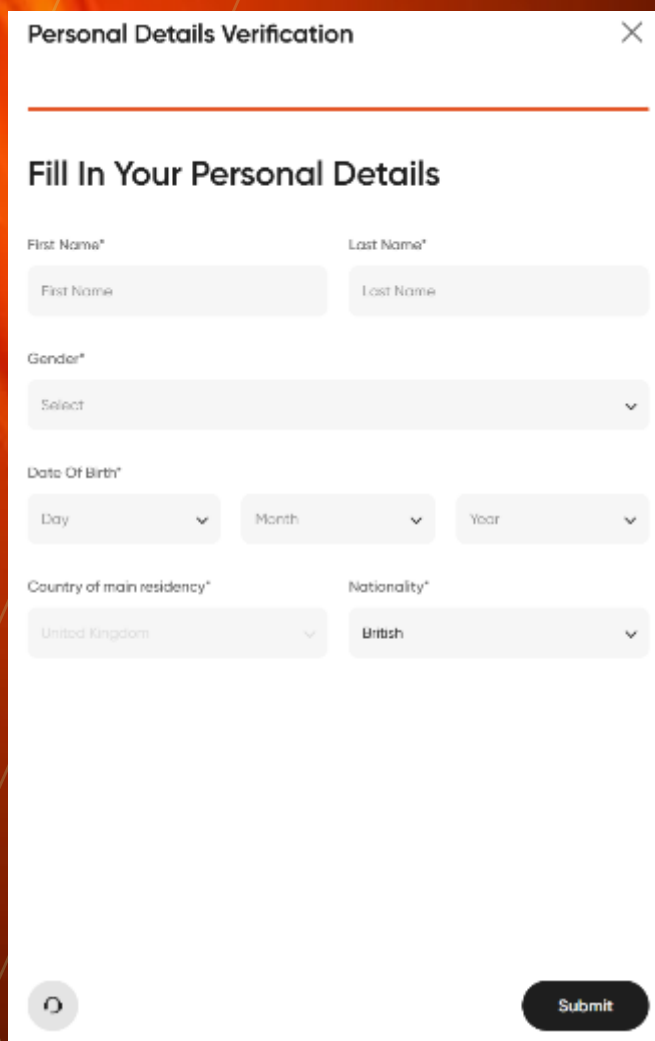
☒ Individual ☐ Company ☐ Trust

☐ I am not a US resident

☐ I agree to Vantage using my data for product/service information, offers, events, and application support. You can unsubscribe anytime. For details, see our [Privacy Policy](#).

CREATE ACCOUNT

[Practice Trading](#) / [Login](#)



Personal Details Verification

Fill In Your Personal Details

First Name* Last Name*

First Name Last Name

Gender*

Select

Date Of Birth*

Day Month Year

Country of main residency* Nationality*

United Kingdom British

Submit





3. Open an account with Vantage (PAMM)

- f) After registering, you will be directed to your "Account Verification" page.
- g) To log in to Vantage's Group PAMM, you must first open another PAMM Investor account.
- h) Under "Account Management," click "Open Account" on the right.
- i) Select "MetaTrader 4" from the drop-down list, then click "PAMM Investor Account," select the EUR currency below, and select "By checking this box" to accept the terms and conditions.
- j) Click "Submit."

Open Account

Live Account

Demo Account

Choose A Trading Platform ⓘ
MetaTrader 4

Rebate Account
9272

CHOOSE AN ACCOUNT TYPE

STANDARD

RAW

SWAP-FREE

SWAP-FREE

PAMM

PERPETUAL


Choose An Account Currency
EUR

Additional Notes(Optional)
Eg. MAM/Server Location 0/50

☒ By ticking this box, I have read and understood the Vantage Risk Warning Notice provided on the as part of the registration process, and, understand and agreed to be bound by Vantage Client Agreement, Terms of Interest Policy and Privacy Policy.

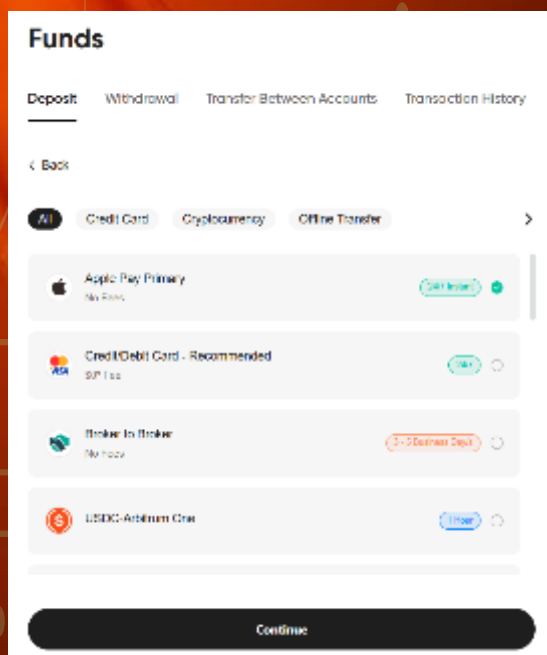
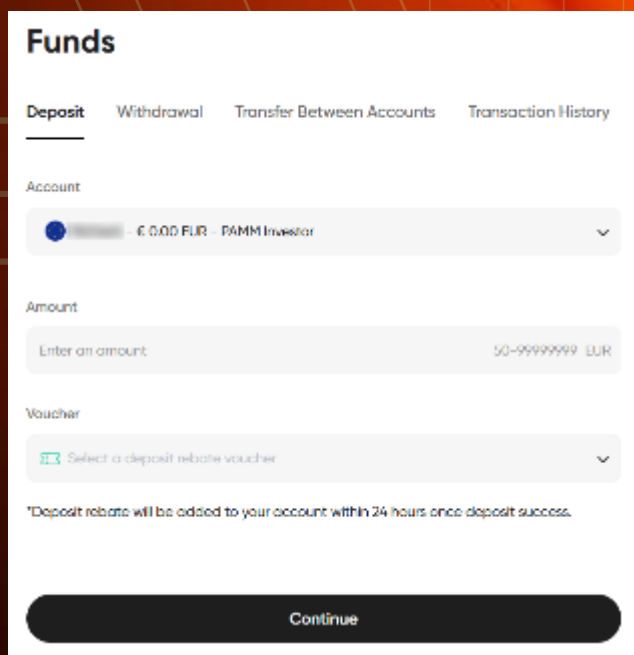
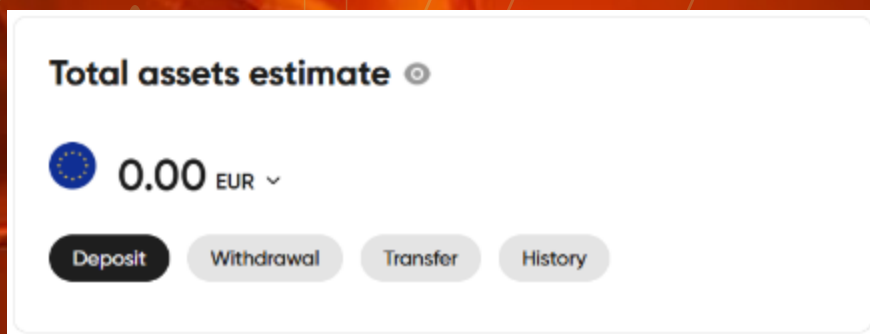
Submit





4. Deposit funds

- On the homepage, click "Deposit."
- Choose the new account (PAMM Investor) you just opened to deposit funds and click "Next." A minimum of 500 € is required to enter the PAMM pool. Subsequent deposits are at least 500 € thereafter.
- Next, choose your payment method (scroll down if necessary to find the desired payment method) and follow the payment instructions.
- Depending on your chosen deposit method, it may take a little while for your funds to be available. Payments in crypto or by credit card are particularly fast.



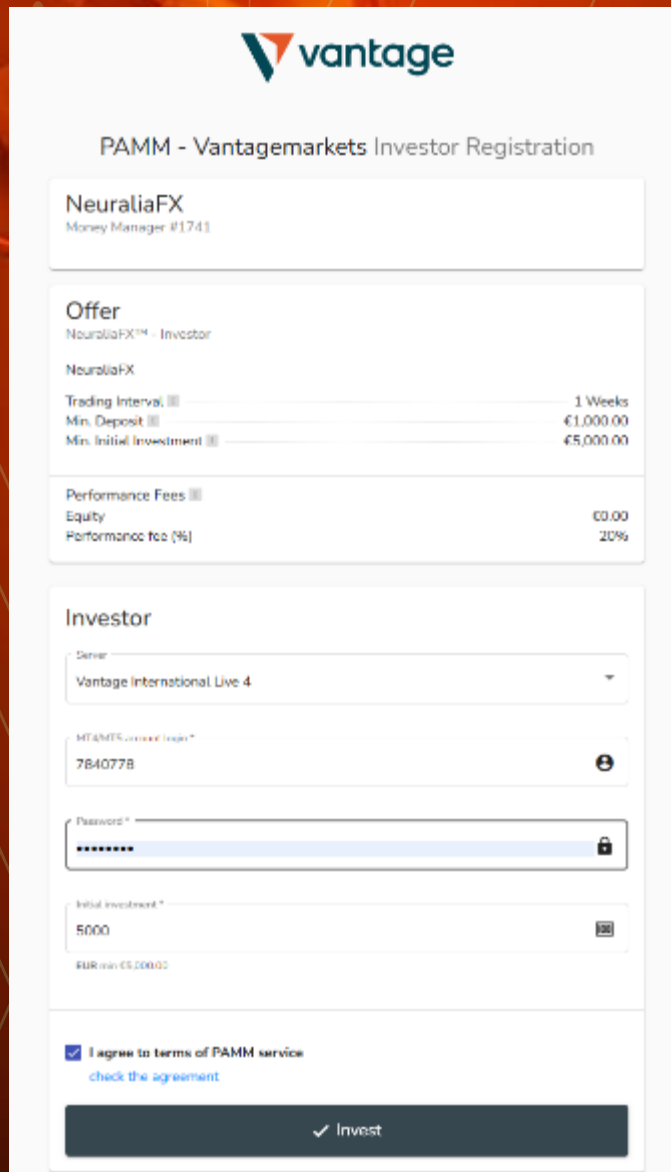
5. Invest in NeuraliaFX™ PAMM

1-2 min.

Now your funds are available to invest in the NeuraliaFX™ collective account (collective PAMM).

- Click the link below.
- Enter the credentials you received when you opened your PAMM account (MT4 Login and Password) and select the server (MT4 Server).
- Enter the amount you wish to invest (minimum 500 €).

 **Sign up for NeuraliaFX (collective PAMM)**



The screenshot shows the Vantage PAMM registration interface. At the top is the Vantage logo. Below it is the title 'PAMM - Vantagemarkets Investor Registration'. The form is divided into several sections: 'NeuraliaFX' (Money Manager #1741), 'Offer' (NeuraliaFX™ - Investor), 'Investor' (with fields for Server, MT4/MT5 account login, Password, and Initial investment), and a checkbox for 'I agree to terms of PAMM service'. A large 'Invest' button is at the bottom.

vantage

PAMM - Vantagemarkets Investor Registration

NeuraliaFX
Money Manager #1741

Offer
NeuraliaFX™ - Investor

NeuraliaFX

Trading Interval: 1 Weeks
Min. Deposit: €1,000.00
Min. Initial Investment: €5,000.00

Performance Fees:
Equity: €0.00
Performance fee (%): 20%

Investor

Server: Vantage International Live 4

MT4/MT5 account login: 7840778

Password: *****

Initial investment: 5000
EUR min €5,000.00

☒ I agree to terms of PAMM service
[check the agreement](#)

✓ Invest

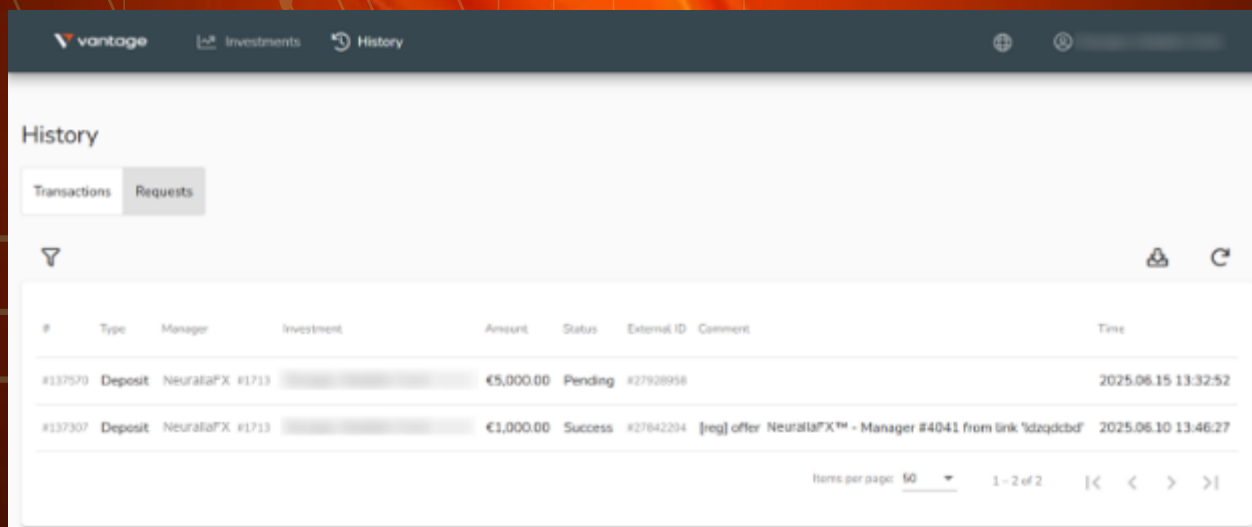


5. Investing in NeuraliaFX™ PAMM (continued)

IMPORTANT !

- The transfer of the deposited amount must still be confirmed by the NeuraliaFX™ collective investment fund manager.
- If the manager is unable to manually confirm your deposit, it will be automatically confirmed during the next rollover (new daily trading session).
- You can track the status of your transfer in your PAMM dashboard by logging in using the link below.
- Go to the "History" menu at the top left of the page. Then, click on "Requests."

 **Connect to NeuraliaFX (collective PAMM)**



The screenshot shows the 'History' tab in the Vantage PAMM dashboard. It features a table with transaction details. The table has columns for ID, Type, Manager, Investment, Amount, Status, External ID, Comment, and Time. Two transactions are listed: a pending deposit of €5,000.00 and a successful deposit of €1,000.00. The interface includes a search filter, a download icon, and a refresh icon.

#	Type	Manager	Investment	Amount	Status	External ID	Comment	Time
#137570	Deposit	NeuraliaFX #1713		€5,000.00	Pending	#27928958		2025.06.15 13:32:52
#137307	Deposit	NeuraliaFX #1713		€1,000.00	Success	#27842204	[reg] offer NeuraliaFX™ - Manager #4041 from link 'tdzqdcbf'	2025.06.10 13:46:27

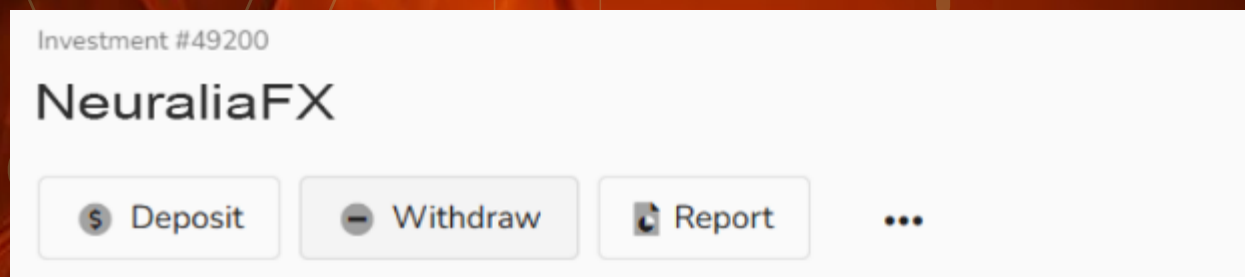
Items per page: 50 1 - 2 of 2



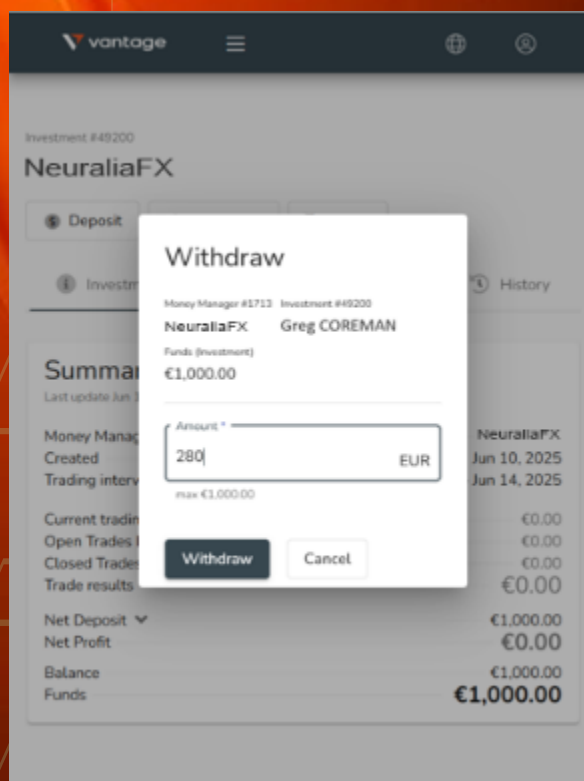
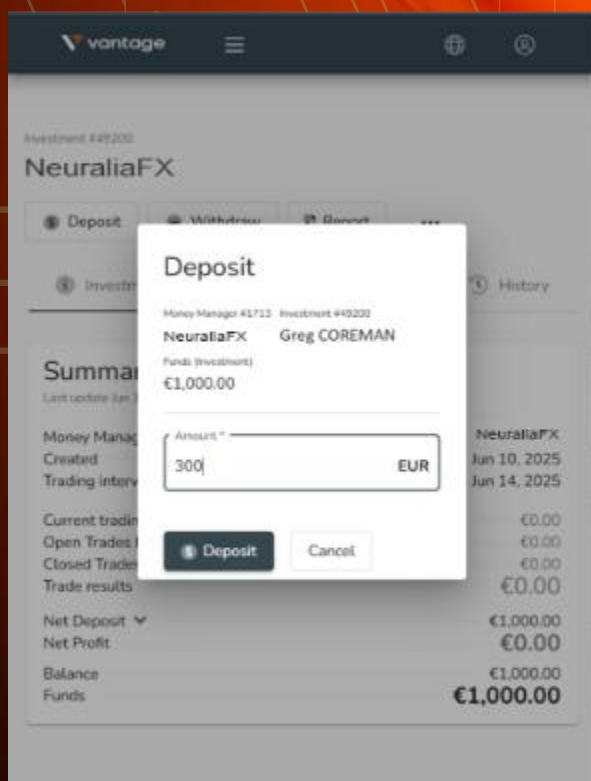
6. Tracking and Withdrawing Funds

- a) By logging into your group PAMM, you will now be able to deposit additional funds, withdraw funds, and edit your performance report. Log in to your group PAMM using the link below.

 **Connect to NeuraliaFX (collective PAMM)**



- b) Click "Deposit" to deposit additional funds. Unlike the initial investment, there is no longer a minimum amount for this transaction.
- c) Click "Withdraw" to withdraw funds from the NeuraliaFX™ PAMM Pool. The transferred funds will appear in your previously opened "PAMM Investor" account.



Social networks



Telegram Channel NeuraliaFX™



www.neuraliafx.com



Open an account with Vantage



Vantage - Login



PAMM collective - Login

Support Center



Support Form





Who am I?

Greg COREMAN

I've been a trader since 2003 and a proprietary trader since 2016.

I strive to create original trading strategies that are unique on the market.

Also seeking passive income, I analyze the market to select the best investments of the moment.

